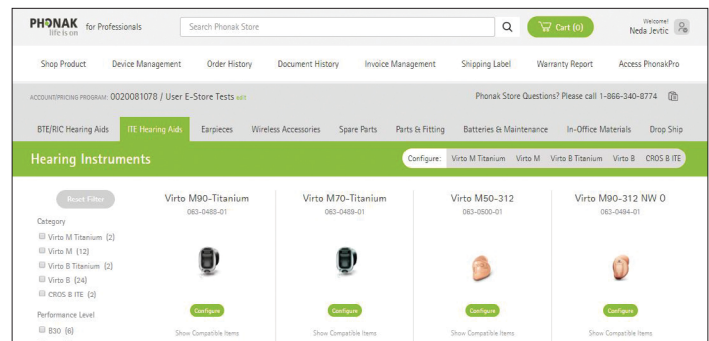


# Phonak Guide

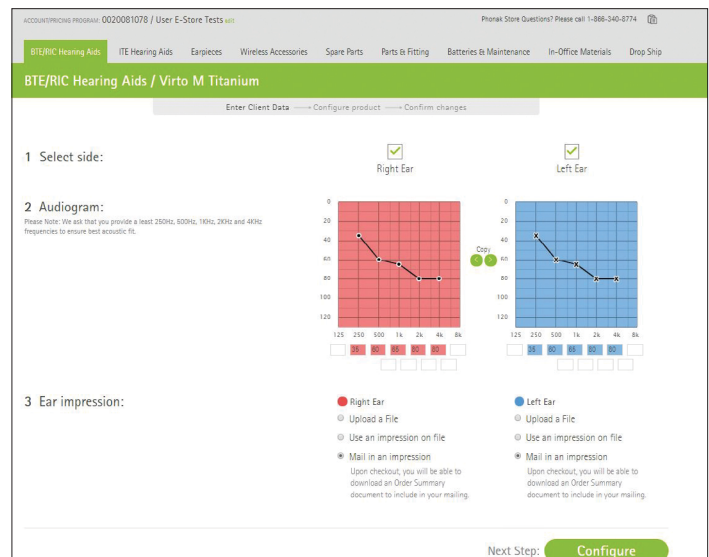
## How to order custom products on Phonak Store

Phonak Store allows you to easily place a custom order online. Select the product and configuration you would like and proceed to checkout.

1. Configure "ITE Hearing Aids" by selecting ITE Category in Configure bar or Category list on the left of the page.



2. Select appropriate ear(s) the hearing aid is for and enter the audiogram. Next, select your method for providing the impression to Phonak and click Configure. Select the performance level and model.



3. Select the performance level and model.

Enter Client Data → Configure product → Confirm changes

#### 4 Choose a performance level

Premium (M90)  Advanced (M70)

#### 5 Choose a model

Right Ear  Left Ear

Virto M90-Titanium  Virto M90-Titanium

4. Choose power level, color and options in standard or advanced mode for the hearing aid.

Note: Click on the "Advanced Mode" button to the right of the options to display the full list of available options.

#### 6 Choose a shell style

Right Ear  Left Ear

IIC  IIC

#### 7 Choose a power level

Right Ear  Left Ear

Moderate  Power  Super Power  Moderate  Power  Super Power

Your audiograms

#### 8 Choose colors

Right Ear  Left Ear

Shell Color: Titanium - U0  Shell Color: Titanium - U0

Faceplate Color: Black - 06  22  26  Faceplate Color: Black - 06  22  26

#### 9 Choose options

Right Ear  Left Ear

Advanced Mode

- Select any additional warranty and indicate if you would like to be contacted if changes to the selected options are required. Click "Add to Cart" once your selections are complete.

6 Extend your hearing aid warranty

Right Ear cc Left Ear

3 Years (included)	3 Years (included)
4 Years	4 Years

7 Changes

In case any selected options are incompatible with other selected options, please tell us how you'd like to resolve the issue.


Please call if changes are required  
 It's OK for Phonak to change these items:

- Style
- Power level
- Titanium FitGuide Measurement
- Wax System
- Venting
- TCoil, Easyphone
- Removal Line
- User Control
- Shell Options

Virto M Titanium

Virto M00-Titanium #003-0400

Right Ear Left Ear



Added Items:

Add to cart

- Enter your patient's name, age range and gender (if available) and click "Proceed to Checkout."

Continue Shopping > Proceed To Checkout

First Name Last Name Medicaid # Age Gender

- Review your order and click "Submit Order."
- Your order number will be displayed. If you are mailing an impression to Phonak, click on "Download PDF" to download and print the Custom Product Overview and include this document in the box with the impression(s) you are sending to Phonak.

Thank you for your order Start a New Order

Your order confirmation number is W512210605.  
If you have any questions please call us at 1-866-340-8774 or email us.

Next Steps:

- Download and print the custom product overview PDF below. Download PDF
- Put the printout in a box with the ear impressions.
- Mail to Phonak.

### New to Phonak Store?

Signing up only takes a minute. Unsure as to where to begin? Schedule a one-on-one training with an eServices specialist. Simply email your training request to [eservices@phonak.com](mailto:eservices@phonak.com).